



Colour the Bear Competition

Give him a name and win this great T-Shirt

I name this bear



Your Name

Address

Postcode

*Once completed, please place in an envelope and post to:
Godolphin Prep, FREEPOST, Laverstock Road,
Salisbury, Wiltshire SP1 2RB*



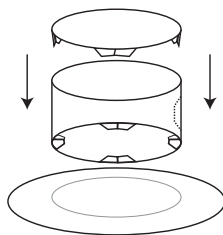

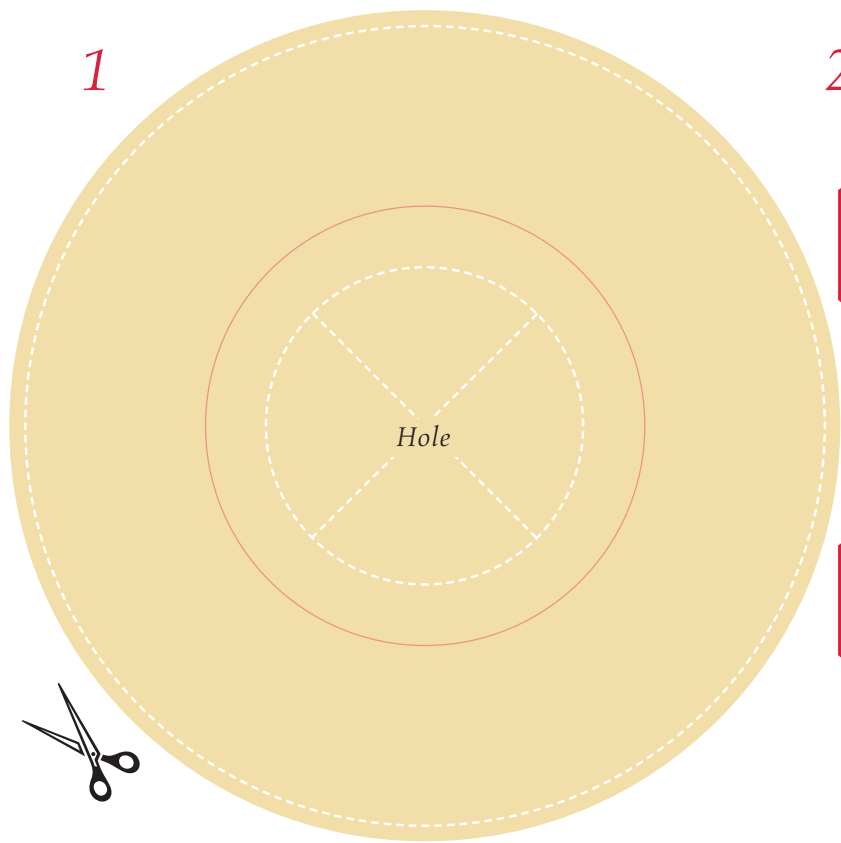
*Godolphin Prep
means hard
work and fun for
everyone - even
teachers!*

*"I am looking forward
to seeing you."*



Godolphin Bear





Make your own Godolphin mini boater...

Everyone says our straw boaters make us look really smart and special. You can make your own mini-boater by cutting and joining the shapes on this page.



You will need:
Glue
Scissors
Nimble fingers!

Instructions:

- 1 / cut out shape 1 along dotted line, and make a circular hole as indicated.
- 2 / cut out shape 2. Slot tab a into slot b and secure with a spot of glue. Fold over remaining tabs and secure with a spot of glue onto shape 1.
- 3 / cut out shape 3. Fold over tabs and secure with a spot of glue on top of shape 2.

That's it! You are now the proud owner of a Godolphin mini boater!